



SUBJECT

NAV Volume Is Not Loud Enough or Too Loud

MODEL

E39, E46, E53 with Board Monitor BM53 radio and split-screen navigation system (option 609)

Vehicles produced from 09/01

SITUATION

The navigation volume is not loud enough or too loud and the customer complains that it cannot be changed in the "Settings" menu.

INFORMATION

On BM53 radios, the Navigation volume cannot be set in the 'Settings' menu – only the radio volume in the background can be changed relative to the navigation volume.

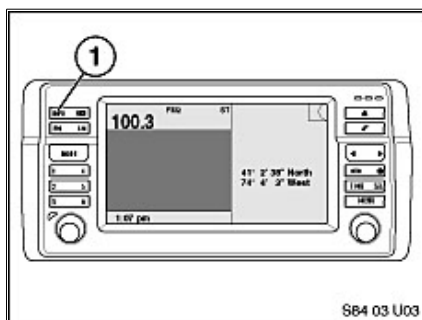
This is only audio mixing.

NOTE: Complete muting of the radio using the 'Settings' menu is only possible on radios with production date 09/01 to 09/02.

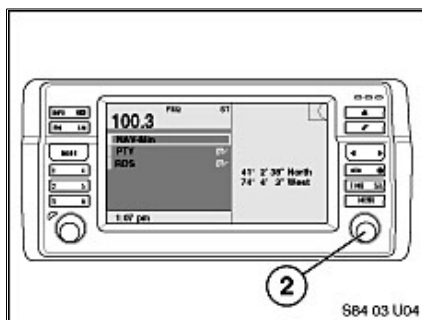
PROCEDURE

Depending on the production date of the radio, NAV volume can be changed, either using the 'INFO' button, or in 'Service Mode'.

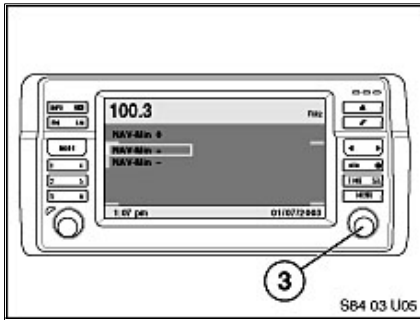
Procedure 1 for BM53 radio from 03/02:



To change the navigation volume, press the INFO button (1).

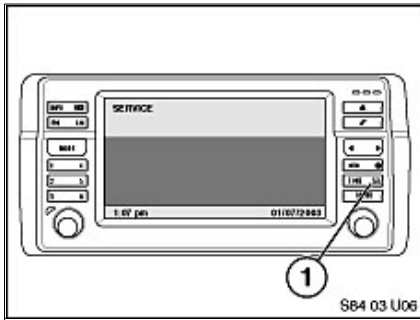


Select 'NAV-Min' and press the right rotary knob (2)

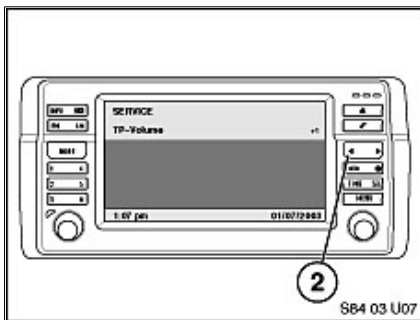


Select 'NAV-Min +' to raise the navigation volume by pressing the right rotary knob (3).
Use 'NAV-Min -' to lower the volume.

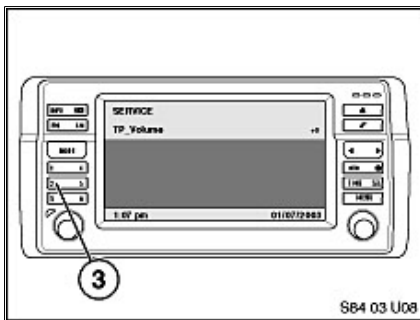
Procedure 2 for BM53 radio from 09/01 up to 03/02:



To change the Navigation volume, go to 'Service Mode'.
Turn on the radio and immediately press the 'Select' button (1) longer than 8 sec.



In 'Service Mode' select 'TP-Volume' with the arrow button (2).



In mode 'TP-Volume' raise the Navigation volume by pressing the 'Station 2' button (3).
To lower the Navigation volume press the 'Station 5' button.
When finished turn the radio off to exit the 'Service Mode'.